

ہرف سے ا - ہرف

ا	ب	پ	ت	ٹ	ث
---	---	---	---	---	---

ج	چ	ح	خ	د	ڈ
---	---	---	---	---	---

ذ	ر	ڑ	ز	ژ	س
---	---	---	---	---	---

ش	ص	ض	ط	ظ	ع
---	---	---	---	---	---

غ	ف	ق	ک	گ
---	---	---	---	---

ل	م	ن	و	ہ
---	---	---	---	---


ھ	ء	ی	ے
---	---	---	---

1ST TERM MATHS PROJECT

C.W.

DATE.....

1



ONE
एक

COUNT & COLOUR

1	1	1	1	1	1	1
---	---	---	---	---	---	---

1	1	1	1	1	1	1
---	---	---	---	---	---	---

--	--	--	--	--	--	--

--	--	--	--	--	--	--

--	--	--	--	--	--	--

02

SIG.....

H.W.

SAMPLE PAPER

DATE.....

NOTE- All Questions are compulsory-

1- ۱ سے ۱ تک ہرفوں کو لیکھو-

--	--	--	--	--	--	--	--	--	--

2- तस्वीर पहचानकर उसके नाम का पहला हर्फ लिखें-



3- बीच वाला हर्फ लिखें-

ح		ج
---	--	---

ث		ت
---	--	---

پ		ا
---	--	---

4- बाद तथा पहला वाला हर्फ लिखो-

	ٹ
--	---

	پ
--	---

	ا
--	---

ث	
---	--

ت	
---	--

ب	
---	--

5- तस्वीर को उसके नाम के पहले हर्फ से मिलाइये-



۱
پ
ٹ
ث
ج



63

SIG.....

C.W.

SAMPLE PAPER

DATE.....

NOTE- All Questions are compulsory-

1- ۱ سے ۱۰ تک हफ्तों को लिखो-

--	--	--	--	--	--	--	--	--	--

2- तस्वीर पहचानकर उसके नाम का पहला हर्फ लिखें-



3- बीच वाला हर्फ लिखें-

ح		ج		ث		ت		پ		ا
---	--	---	--	---	--	---	--	---	--	---

4- बाद तथा पहला वाला हर्फ लिखो-

	ٹ		پ		ا
ث		ت		ب	

5- तस्वीर को उसके नाम के पहले हर्फ से मिलाइये-



ا
پ
ت
ٹ
ث
ج



62

SIG.....

H.W.

DATE.....

1	1	1	1	1	1	1
---	---	---	---	---	---	---

1	1	1	1	1	1	1
---	---	---	---	---	---	---

--	--	--	--	--	--	--

--	--	--	--	--	--	--

--	--	--	--	--	--	--

--	--	--	--	--	--	--

--	--	--	--	--	--	--

--	--	--	--	--	--	--

--	--	--	--	--	--	--


03

SIG.....




C.W.

DATE.....

2



TWO
दो

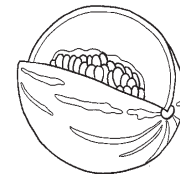

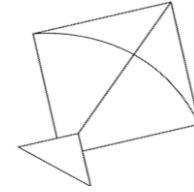


H.W.

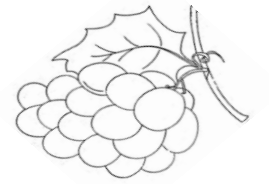
REVISION

DATE.....

तस्वीर को उसके नाम के पहले हर्फ से मिलाइये-



ا
ب
پ
ت
ط
ث
ج
چ
ح
خ


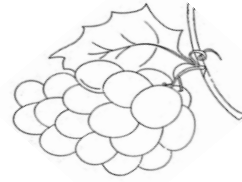
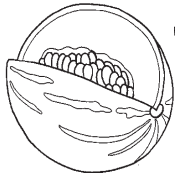
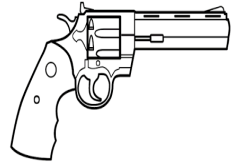
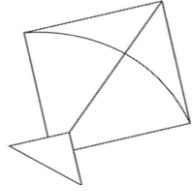


C.W.

REVISION

DATE.....

तस्वीर को उसके नाम के पहले हर्फ से मिलाइये-



ا
ب
ت
ط
ث
ج
چ
ح
خ

H.W.

DATE.....


2 2 2 2 2 2 2

2 2 2 2 2 2 2

C.W.


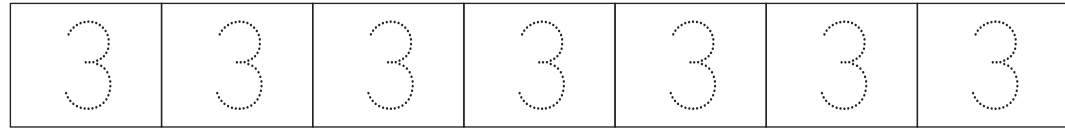
DATE.....

3



THREE
तीन

COUNT & COLOUR



H.W.




REVISION

DATE.....




1- बीच वाला हर्फ लिखें-



2- बाद वाला हर्फ लिखें-



3- पहला वाला हर्फ लिखें-



C.W.

REVISION

DATE.....

1- बीच वाला हर्फ लिखें-

ش		ت
---	--	---

پ		ا
---	--	---

خ		چ
---	--	---

ح		ج
---	--	---

2- बाद वाला हर्फ लिखें-

	پ
--	---

	ا
--	---

	چ
--	---

	ط
--	---

3- पहला वाला हर्फ लिखें-

ت	
---	--

ا	
---	--

چ	
---	--

ش	
---	--

H.W.

DATE.....

3	3	3	3	3	3	3
---	---	---	---	---	---	---

3	3	3	3	3	3	3
---	---	---	---	---	---	---

--	--	--	--	--	--	--

--	--	--	--	--	--	--

--	--	--	--	--	--	--

--	--	--	--	--	--	--


--	--	--	--	--	--	--

--	--	--	--	--	--	--


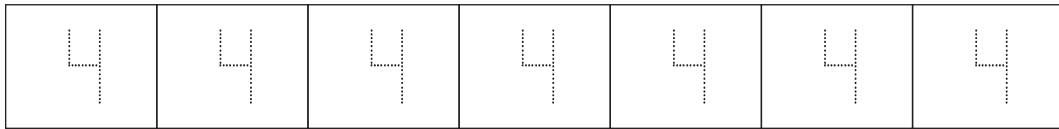
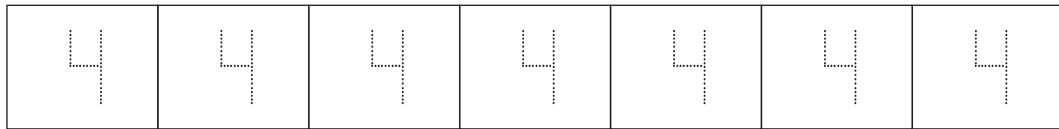

--	--	--	--	--	--	--

C.W.

DATE.....



FOUR
चार

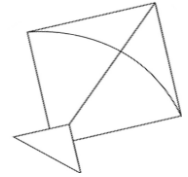

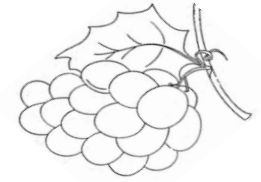



H.W.

REVISION

DATE.....

तस्वीर पहचानकर उसके नाम का पहला हर्फ लिखें-

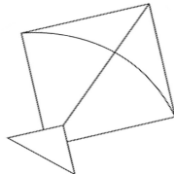
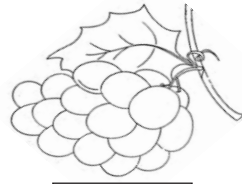
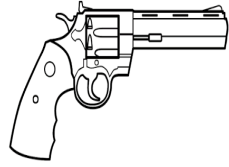


C.W.

REVISION

DATE.....

तस्वीर पहचानकर उसके नाम का पहला हर्फ लिखें—



H.W.

DATE.....

4	4	4	4	4	4	4
---	---	---	---	---	---	---

4	4	4	4	4	4	4
---	---	---	---	---	---	---

--	--	--	--	--	--	--

--	--	--	--	--	--	--

--	--	--	--	--	--	--

--	--	--	--	--	--	--

--	--	--	--	--	--	--


--	--	--	--	--	--	--

--	--	--	--	--	--	--

C.W.

DATE.....

5



FIVE
पाँच

COUNT & COLOUR

5 5 5 5 5 5 5

5 5 5 5 5 5 5

H.W.

DATE.....

REVISION - ا سے خ

ط ت ب ا

خ ح چ ج ش

C.W.

DATE.....

REVISION - ا سے خ

ط	ت	پ	ب	ا
---	---	---	---	---

--	--	--	--	--

--	--	--	--	--

--	--	--	--	--

خ	ح	چ	ج	ث
---	---	---	---	---

--	--	--	--	--

--	--	--	--	--

--	--	--	--	--

H.W.

DATE.....

5	5	5	5	5	5	5
---	---	---	---	---	---	---

5	5	5	5	5	5	5
---	---	---	---	---	---	---

--	--	--	--	--	--	--

--	--	--	--	--	--	--

--	--	--	--	--	--	--

--	--	--	--	--	--	--


--	--	--	--	--	--	--

--	--	--	--	--	--	--


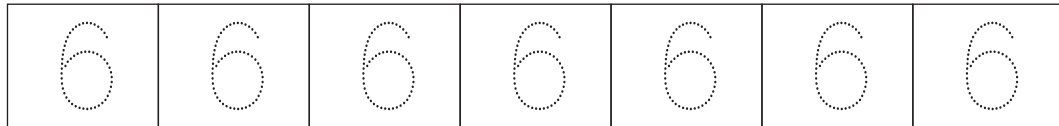
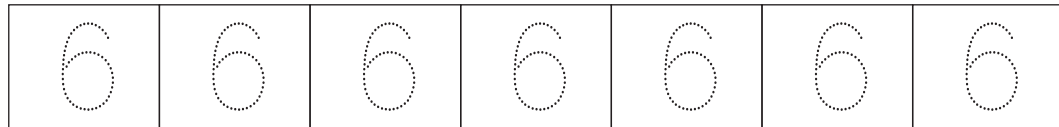
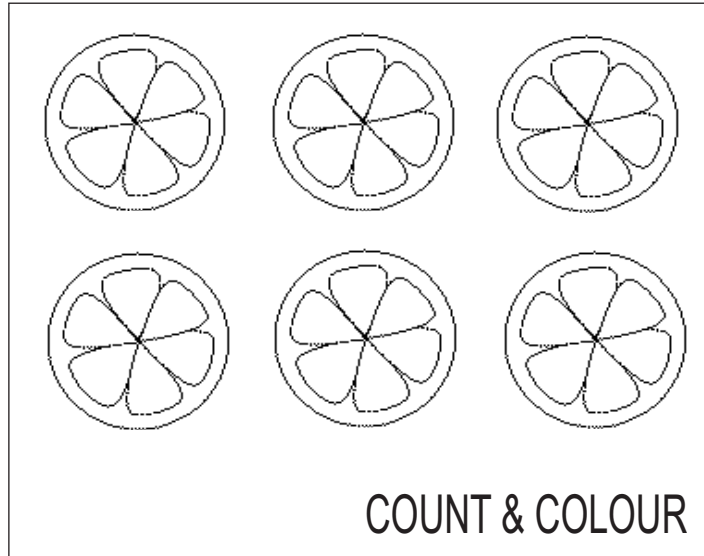
--	--	--	--	--	--	--

C.W.

DATE.....






SIX
छः



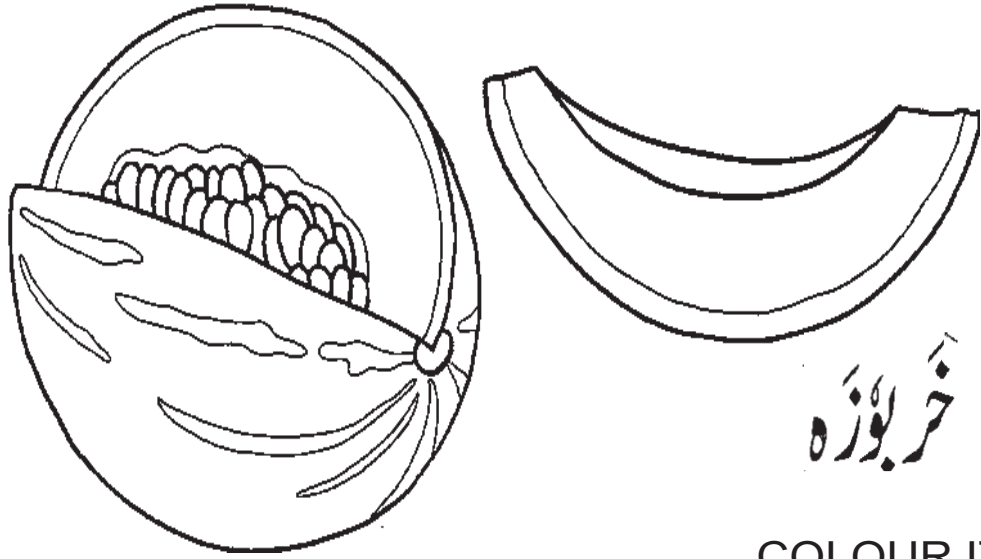
H.W.

DATE.....



C.W.

DATE.....



خربوزه

COLOUR IT

خ خ خ خ خ خ خ

Blank boxes for handwriting practice.

Blank boxes for handwriting practice.

Blank boxes for handwriting practice.

Blank boxes for handwriting practice.

H.W.

DATE.....

6 6 6 6 6 6 6

6 6 6 6 6 6 6

Blank boxes for handwriting practice.

Blank boxes for handwriting practice.

Blank boxes for handwriting practice.

Blank boxes for handwriting practice.


Blank boxes for handwriting practice.

Blank boxes for handwriting practice.

Blank boxes for handwriting practice.


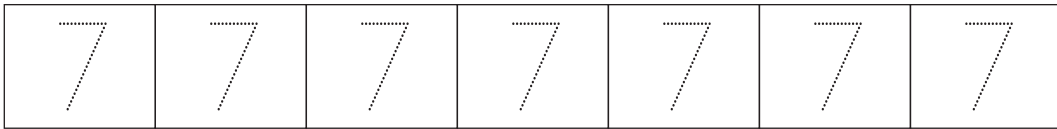
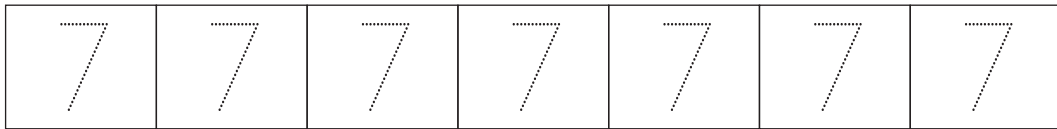
C.W.

DATE.....






SEVEN
सात

COUNT & COLOUR



H.W.

DATE.....



C.W.

DATE.....



حلوائی

COLOUR IT

ح	ح	ح	ح	ح	ح	ح
---	---	---	---	---	---	---

--	--	--	--	--	--	--

--	--	--	--	--	--	--

--	--	--	--	--	--	--

--	--	--	--	--	--	--

H.W.

DATE.....

7	7	7	7	7	7	7
---	---	---	---	---	---	---

7	7	7	7	7	7	7
---	---	---	---	---	---	---

--	--	--	--	--	--	--

--	--	--	--	--	--	--

--	--	--	--	--	--	--

--	--	--	--	--	--	--

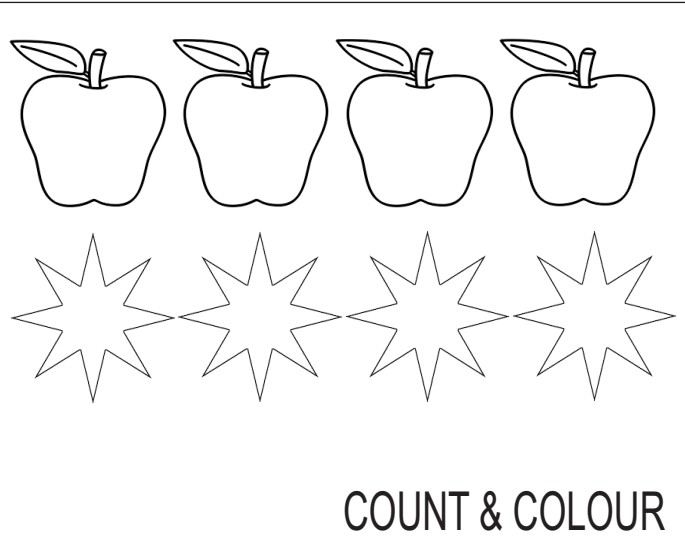

--	--	--	--	--	--	--

--	--	--	--	--	--	--

--	--	--	--	--	--	--



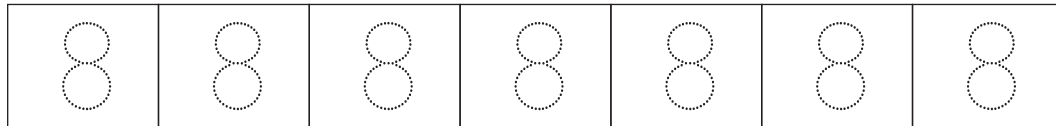
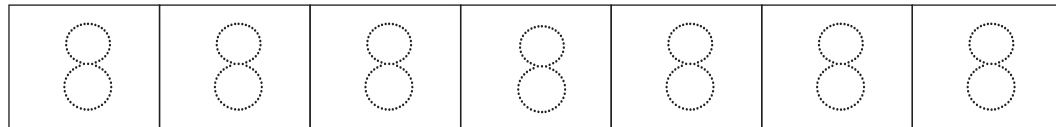
C.W.

DATE.....




EIGHT
आठ

COUNT & COLOUR



H.W.

DATE.....



C.W.

DATE.....



چاند

COLOUR IT

چ چ چ چ چ چ چ

H.W.


DATE.....

8 8 8 8 8 8 8

8 8 8 8 8 8 8


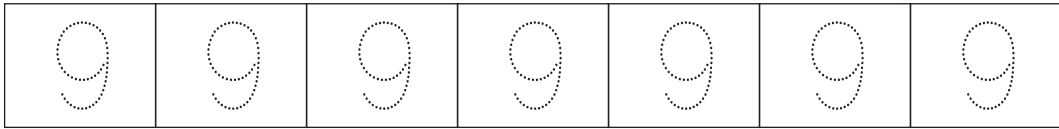
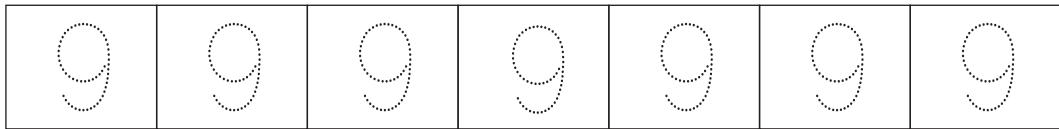
C.W.

DATE.....




NINE
نौ

COUNT & COLOUR



H.W.

DATE.....



C.W.

DATE.....



جوکر

COLOUR IT

ج	ج	ج	ج	ج	ج	ج
---	---	---	---	---	---	---

--	--	--	--	--	--	--

--	--	--	--	--	--	--

--	--	--	--	--	--	--

--	--	--	--	--	--	--

H.W.

DATE.....

9	9	9	9	9	9	9
---	---	---	---	---	---	---

9	9	9	9	9	9	9
---	---	---	---	---	---	---

--	--	--	--	--	--	--

--	--	--	--	--	--	--

--	--	--	--	--	--	--

--	--	--	--	--	--	--

--	--	--	--	--	--	--

--	--	--	--	--	--	--


--	--	--	--	--	--	--

C.W.

DATE.....

10

TEN
दस



10	10	10	10	10	10	10
----	----	----	----	----	----	----

10	10	10	10	10	10	10
----	----	----	----	----	----	----

--	--	--	--	--	--	--

--	--	--	--	--	--	--

--	--	--	--	--	--	--

H.W.

DATE.....

ش	ش	ش	ش	ش	ش	ش
---	---	---	---	---	---	---

--	--	--	--	--	--	--

--	--	--	--	--	--	--

--	--	--	--	--	--	--

--	--	--	--	--	--	--

--	--	--	--	--	--	--

--	--	--	--	--	--	--

--	--	--	--	--	--	--

--	--	--	--	--	--	--

C.W.

DATE.....



پھل
(فواكه)

COLOUR IT

ش ش ش ش ش ش ش

H.W.

DATE.....

10 10 10 10 10 10 10

10 10 10 10 10 10 10

C.W.

DATE.....

WRITE DOWN '1' TO '10' NUMBERS-

1	2	3	4	5
---	---	---	---	---

--	--	--	--	--

--	--	--	--	--

--	--	--	--	--

6	7	8	9	10
---	---	---	---	----

--	--	--	--	--

--	--	--	--	--

--	--	--	--	--

H.W.

DATE.....

b	b	b	b	b	b	b
---	---	---	---	---	---	---

--	--	--	--	--	--	--

--	--	--	--	--	--	--

--	--	--	--	--	--	--

--	--	--	--	--	--	--

--	--	--	--	--	--	--


--	--	--	--	--	--	--

--	--	--	--	--	--	--

--	--	--	--	--	--	--

C.W.

ATE.....



طماطر

COLOUR IT

ط	ط	ط	ط	ط	ط	ط
---	---	---	---	---	---	---

--	--	--	--	--	--	--

--	--	--	--	--	--	--

--	--	--	--	--	--	--

--	--	--	--	--	--	--

H.W.

DATE.....

WRITE DOWN '1' TO '10' NUMBERS-

1	2	3	4	5
---	---	---	---	---

--	--	--	--	--

--	--	--	--	--

--	--	--	--	--

6	7	8	9	10
---	---	---	---	----

--	--	--	--	--

--	--	--	--	--

--	--	--	--	--

C.W.

DATE.....

WRITE DOWN '10' TO '1' BACK
COUNTING NUMBERS-

10	9	8	7	6
----	---	---	---	---

--	--	--	--	--

--	--	--	--	--

--	--	--	--	--

5	4	3	2	1
---	---	---	---	---

--	--	--	--	--

--	--	--	--	--

--	--	--	--	--

H.W.

DATE.....

ت	ت	ت	ت	ت	ت	ت
---	---	---	---	---	---	---

--	--	--	--	--	--	--

--	--	--	--	--	--	--

--	--	--	--	--	--	--

--	--	--	--	--	--	--

--	--	--	--	--	--	--


--	--	--	--	--	--	--

--	--	--	--	--	--	--

--	--	--	--	--	--	--

C.W.

DATE.....



قَالَ

COLOUR IT

ت ت ت ت ت ت ت

Blank grid for handwriting practice (7 cells).

Blank grid for handwriting practice (7 cells).

Blank grid for handwriting practice (7 cells).

Blank grid for handwriting practice (7 cells).

H.W.

DATE.....

WRITE DOWN '10' TO '1' BACK
COUNTING NUMBERS-

10 9 8 7 6

Blank grid for counting practice (5 cells).

Blank grid for counting practice (5 cells).

Blank grid for counting practice (5 cells).

5 4 3 2 1

Blank grid for counting practice (5 cells).


Blank grid for counting practice (5 cells).

Blank grid for counting practice (5 cells).


C.W.

DATE.....

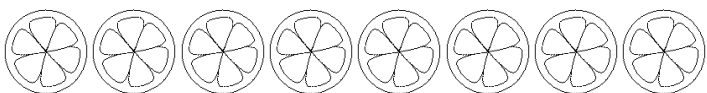
COUNT THE PICTURES AND WRITE DOWN THEIR NUMBER IN THE BOX -




=



=



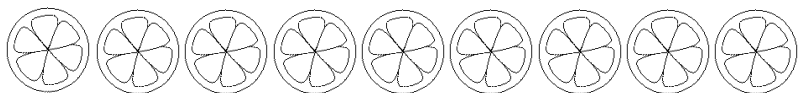
=



=



=



=

H.W.

DATE.....



--	--	--	--	--	--	--

--	--	--	--	--	--	--

--	--	--	--	--	--	--

--	--	--	--	--	--	--

--	--	--	--	--	--	--

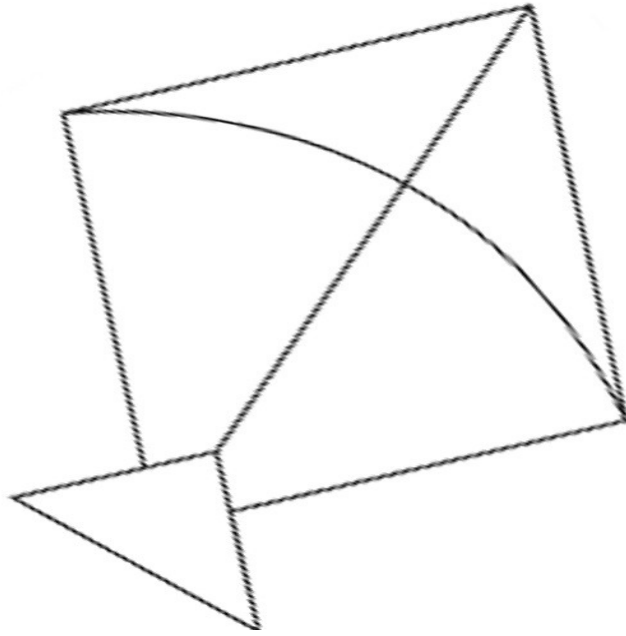
--	--	--	--	--	--	--

--	--	--	--	--	--	--

--	--	--	--	--	--	--

C.W.

DATE.....



پتنگ

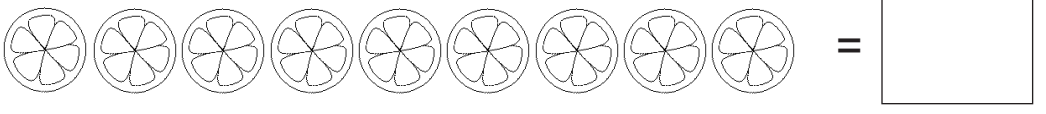


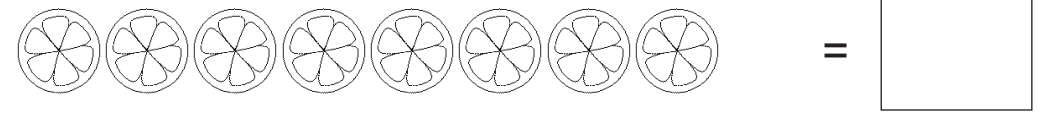


COLOUR IT



H.W.

DATE.....

COUNT THE PICTURES AND WRITE DOWN THEIR NUMBER IN THE BOX -



C.W.

REVISION

DATE.....

1- WRITE DOWN BETWEEN NUMBERS-

1		3
---	--	---

4		6
---	--	---

7		9
---	--	---

8		10
---	--	----

2- WRITE DOWN AFTER NUMBERS-

1	
---	--

3	
---	--

5	
---	--

7	
---	--

3- WRITE DOWN BEFORE NUMBERS-

	4
--	---

	6
--	---

	8
--	---

	10
--	----

H.W.

DATE.....

ب	ب	ب	ب	ب	ب	ب
---	---	---	---	---	---	---

--	--	--	--	--	--	--

--	--	--	--	--	--	--

--	--	--	--	--	--	--

--	--	--	--	--	--	--

--	--	--	--	--	--	--

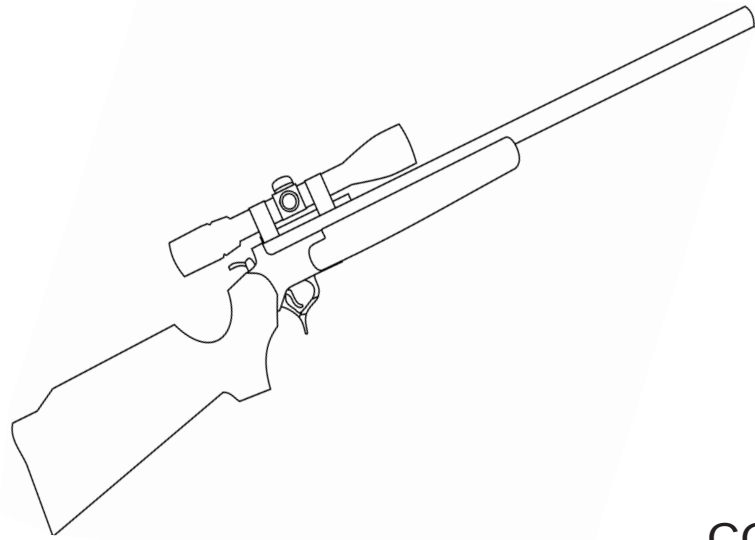
--	--	--	--	--	--	--

--	--	--	--	--	--	--

--	--	--	--	--	--	--

C.W.

DATE.....



بندوق

COLOUR IT

ب	ب	ب	ب	ب	ب	ب
---	---	---	---	---	---	---

--	--	--	--	--	--	--

--	--	--	--	--	--	--

--	--	--	--	--	--	--

--	--	--	--	--	--	--

H.W.

REVISION

DATE.....

1- WRITE DOWN BETWEEN NUMBERS-

1		3
---	--	---

4		6
---	--	---

7		9
---	--	---

8		10
---	--	----

2- WRITE DOWN AFTER NUMBERS-

1	
---	--

3	
---	--

5	
---	--

7	
---	--

3- WRITE DOWN BEFORE NUMBERS-

	4
--	---

	6
--	---

	8
--	---

	10
--	----

C.W.

SAMPLE PAPER

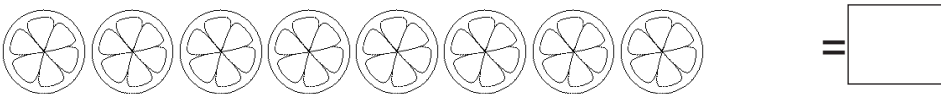
DATE.....

NOTE- All Questions are compulsory-

1- WRITE DOWN '1' TO '10' NUMBERS-

--	--	--	--	--	--	--	--	--	--

2- COUNT THE PICTURES AND WRITE DOWN THEIR NUMBER IN THE BOX -



3- WRITE DOWN '10' TO '1' BACK COUNTING NUMBERS-

--	--	--	--	--	--	--	--	--	--

4- WRITE DOWN BETWEEN NUMBERS-

1		3	4		6	8		10
---	--	---	---	--	---	---	--	----

5- WRITE AFTER AND BEFORE NUMBERS-

1		3		5	
	6		8		10

H.W.

DATE.....

/	/	/	/	/	/	/
---	---	---	---	---	---	---

--	--	--	--	--	--	--

--	--	--	--	--	--	--

--	--	--	--	--	--	--

--	--	--	--	--	--	--

--	--	--	--	--	--	--

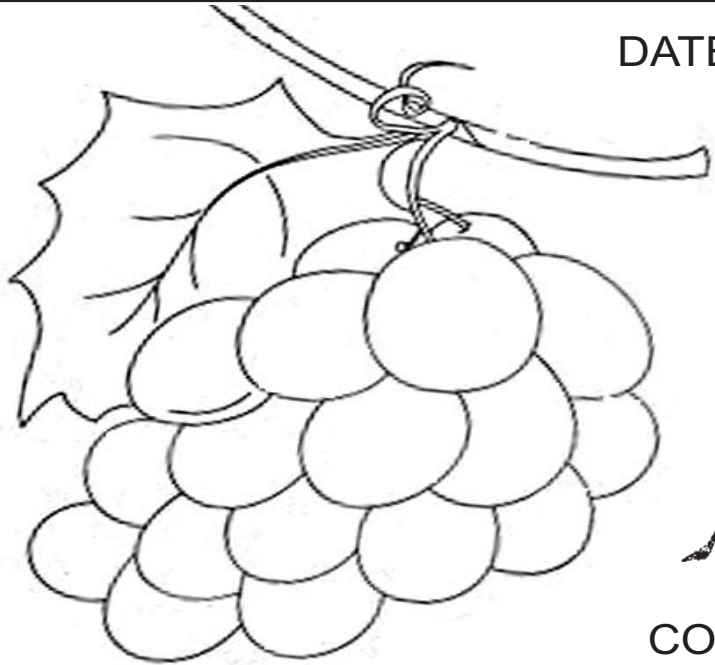
--	--	--	--	--	--	--

--	--	--	--	--	--	--

--	--	--	--	--	--	--


C.W.

DATE.....



انگور

COLOUR IT



H.W.

SAMPLE PAPER

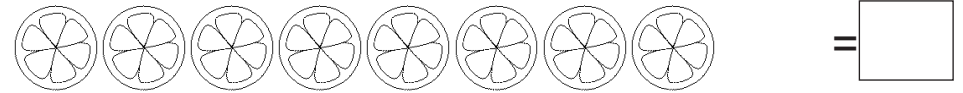
DATE.....

NOTE- All Questions are compulsory-

1- WRITE DOWN '1' TO '10' NUMBERS-

--	--	--	--	--	--	--	--	--	--

2- COUNT THE PICTURES AND WRITE DOWN THEIR NUMBER IN THE BOX -



3- WRITE DOWN '10' TO '1' BACK COUNTING NUMBERS-

--	--	--	--	--	--	--	--	--	--

4- WRITE DOWN BETWEEN NUMBERS-

1		3	4		6	8		10
---	--	---	---	--	---	---	--	----

5- WRITE AFTER AND BEFORE NUMBERS-

1		3		5	
---	--	---	--	---	--

	6		8		10
--	---	--	---	--	----

NUMBER - 1 TO 50

1	2	3	4	5	6
7	8	9	10	11	12
13	14	15	16	17	18
19	20	21	22	23	24
25	26	27	28	29	30
31	32	33	34	35	36
37	38	39	40	41	42
43	44	45	46	47	48
	49	50			

